



Custom Products Manual

MDF / RTF Products

Cabinetmaker's Choice, LLC (r-1169)
P.O.Box729
Newtown, CT 06470-0729

Neil Ratner - Phone: (203) 426-3247 Fax: (203) 270-9994 Email: sales1@cabinetmakerschoice.com

Chad Witwer - Phone: (717) 823-6204 Fax: (717) 427-1743 Email: sales2@cabinetmakerschoice.com

Jim Gamache - Phone: (203) 678-3015 Fax: (203) 702-5104 Email: sales3@cabinetmakerschoice.com

www.cabinetmakerschoice.com

MDF/RTF PRODUCTS

Custom Products

© 2009 Conestoga Wood Specialties Corporation. All the information contained herein is thought to be accurate at the time of printing. However, no responsibility is assumed by Conestoga Wood Specialties Corporation. All rights reserved. Reproduction of any part of this publication without the express written permission of Conestoga Wood Specialties Corporation is a violation of applicable laws. Order forms may be reproduced without notice to Conestoga Wood Specialties Corporation provided they are used to order Conestoga Wood Specialties Corporation products. All prices and specifications are subject to change without notice. All pictures and graphics are for visual representation only. This publication supersedes all prior technical, policy and price data.



MDF Product Specifications

Construction

- MDF consists of 3/4" or 1" 48 lb. density substrate.
- No added urea formaldehyde (NAUF) MDF is available for all published MDF door and drawer front designs, except 10SQF1 and 10SQF2. See Material Pricing Guide for upcharge.
- 1SGP consists of 3/4" 48 lb. density MDF substrate with the back side laminated with a glueable, paintable melamine. This material will be used on flat panel F series products only.

Size Specifications

- A minimum size dimension is listed with each door design. When ordering, one of the minimums must be exceeded by at least 3". For example, if a door minimum is listed at 10" x 10", the door must be ordered as either 10" x 13" or 13" x 10". If a door is ordered under its minimum, a \$18.44 list charge will apply for building the product under the minimum size. Please be aware that our minimums are designed to protect our employees by making sure there is always enough material to run through a given piece of equipment.
- If a door is ordered under its stated minimum, Conestoga can cut the framing down. If this is the case, a cut-down charge will be incurred. For pricing see the Design Options section. Up to 1" of material may be trimmed from each side.
- Conestoga measures all door framing by its full width. When specifying wider framing, be sure to provide full framing width calculations that include edge profile and framing bead.
- When calculating material costs there is a one square foot minimum on doors only.
- Doors ordered over 26" wide and/or 48" high will be made with two equal panels unless specified otherwise by the customer. Add one panel for every 26" wide or 48" high. For example, a door measuring 27" x 47" would be made two panels wide. A door measuring 27" x 49" would be made with four panels - two panels wide and two panels high.
- Designs 10SQ1 and 10SQ2 are available in single panel configurations only. Maximum 42" wide; maximum 63" high.
- Conestoga will not warrant oversize one panel doors against future warpage.
- Unless otherwise specified by the customer, lower panels on most multiple panel doors will be made with a square panel regardless of the design ordered. Exceptions include doors with matching top and bottom rails.
- Conestoga manufactures its products to the nearest 1/16". A difference of +/- 1/32" is considered acceptable.

Warranty

- Doors up to 48" high and/or 26" wide carry a one (1) year warranty against warpage of no more than 1/8". Doors larger than 48" high and/or 26" wide carry a warranty against warpage of no more than 1/4".
- All replacement claims are subject to inspection prior to a credit being issued.

Mullion and Frame Only Doors

- The back of each mullion and frame only door is routed to accept a single pane of glass.
- Mullion doors use the same plastic glass retainer moulding as our solid wood doors. If desired, a wood moulding is available. The wood retainer moulding must be pre-drilled prior to installation to avoid cracking the moulding while inserting screws. See moulding profiles in the Design Options section.

Construction

- 3/4" 48 lb. MDF substrate with a white melamine backer, wrapped in a vinyl foil under heat and pressure. Foil thickness varies by film selection.

Size Specifications

- Door and drawer front sizes measured to the nearest 1/16". A difference of +/- 1/32" is considered acceptable.
- Doors ordered over 26" wide and/or 48" high will be made with two equal panels unless specified otherwise by the customer. Add one panel for every 26" wide or 48" high. For example, a door measuring 27" x 47" would be made two panels wide. A door measuring 27" x 49" would be made with four panels - two panels wide and two panels high.
- Designs 10SQ1 and 10SQ2 are available in single panel configurations only. Maximum 42" wide; maximum 63" high.
- Unless otherwise specified, lower panels on all multiple panel doors will be made with a square panel regardless of the door design ordered.

Vinyl Specifications

- Machining lines may telegraph through the vinyl. Lines that are not visible under normal lighting at a distance of two feet or more, will not be considered defects.
- Due to its thickness, vinyl material may "bridge" over tight corners and edge profiles. Inside sharp corners will have a slight radius of no more than 3/16".
- Foils may have no more than one occurrence of slight elevation or depression on the flat area of the door, while two occurrences are allowed in the machined areas. Very distinctive characteristics will not be more than 1/16" in diameter.
- Slight vinyl distortion occurs when vinyl is wrapped around tight corners and is not considered a defect. Non-edge wrapped stretch marks are allowed, one per 5" of the door's width and length.
- RTF products are not warranted when used in areas where temperatures could exceed 160°F. Use at least a 1" wood or laminate filler between all heat sources and foil components.

Warranty

- RTF foils are guaranteed against discoloration and delamination for three years.
- Any door less than 26" wide and 48" high is guaranteed against warpage of no more than 1/8". Any door that exceeds either of these dimensions carries a warpage guarantee of no more than 1/4".

Mullion and Frame Only Doors

- RTF Mullion doors use the same plastic glass retainer moulding as our solid wood doors. A wood retainer moulding is also available. This moulding must be pre-drilled prior to installation to avoid cracking the moulding while inserting screws. See moulding profiles in the Design Options section.

Miscellaneous Information

- Customers applying loose foils to end skins should contact their adhesive supplier for glue recommendations. The supplier should be asked for recommendations to apply a Poly Vinyl Chloride (PVC) sheet to the cabinet. Potential suppliers for these adhesives are HB Fuller, DAP or Daubert.
- Radius outside corners are not available on RTF doors because the vinyl material does not stretch smoothly over the curved edge.



RTF Product Specifications (continued)

Suggested RTF/Laminate Complements.

The following are suggested laminate references for using material such as laminate or printed products to complement Conestoga's foil offering. These are suggested complements only, not matches to the listed colors. Keep in mind the same color will have a different appearance when applied to different materials.

Frosty White Matte Wilsonart™ 1573 Frosty White

Frosty White Satin Wilsonart™ 1573 Frosty White

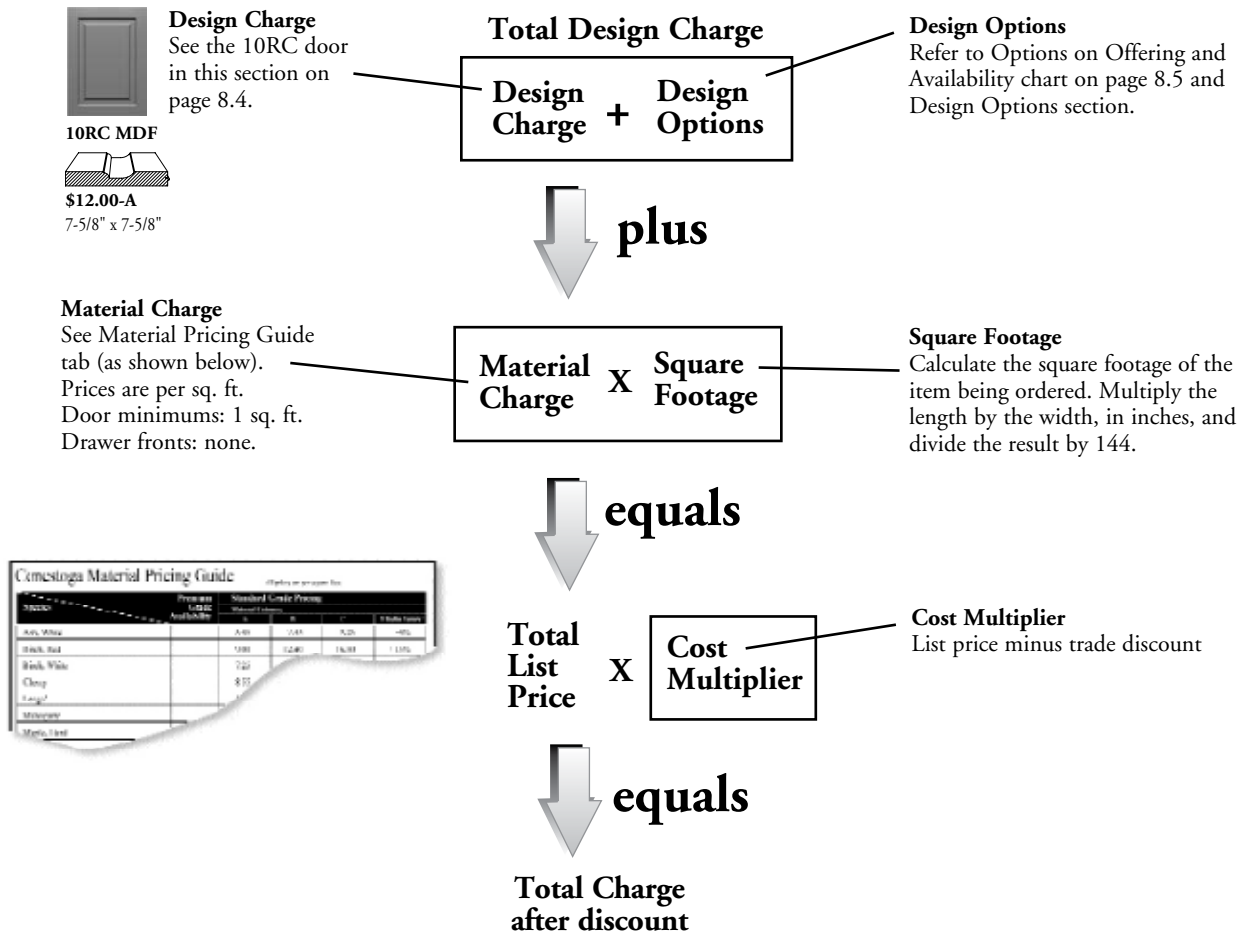
Antique White Satin Wilsonart™ 1572 Antique White

Pricing Procedure for Doors and Drawer Fronts

The price for any custom door or drawer front can be easily calculated by inserting the relevant numbers into the chart below. A brief explanation and/or a page number for reference is given for each required number. An example is shown.


Example: 1-10RC MDF design, Concealed Hinge 15" x 25"

$$(\$12.00 + \$1.50) + (\$1.60 \times 2.60 \text{ sq. ft.}) = \$17.66 \times 0.95 = \$16.77$$

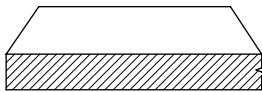




MDF Door Designs



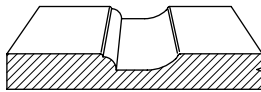
Slab



\$5.00-A
1-1/4" x 1-1/4"
Max: 42" x 96"



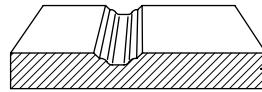
10RC



\$12.00-A
7-5/8" x 7-5/8"
Max: 42" x 96"



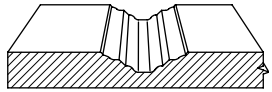
10RC2




\$8.75-A
5-7/8" x 5-7/8"
Max: 42" x 96"



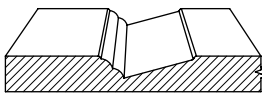
10RC3




\$9.50-A
7-3/4" x 7-3/4"
Max: 42" x 96"



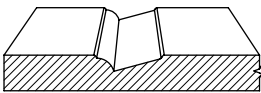
10SQ1



\$19.00-A
8-1/2" x 8-1/2"
Max: 42" x 63"
(single panel only)



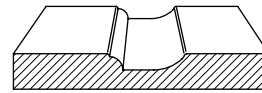
10SQ2



\$19.00-A
7-1/2" x 7-1/2"
Max: 42" x 63"
(single panel only)



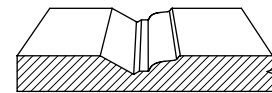
10SQ3



\$19.00-A
7-5/8" x 7-5/8"
Max: 42" x 96"



10SQ5



\$13.00-A
7-5/8" x 7-5/8"
Max: 40-3/4" x 96"

Above prices are design charges only for raw MDF product. Design pricing for RTF products is on page 8.13; primed and Colourtone finish pricing can be found in the Solid Wood Finishing section.



Offering and Availability

All Conestoga products are available in a wide variety of specifications to satisfy your custom needs. The information below indicates any exceptions or limitations pertaining to the designs on the previous page. For a detailed listing of a particular product specification, refer to the page indicated.

Material

Material Pricing Guide All doors available in MDF or RTF.

Edge Profiles

Page 8.12 B-2, C-2, E-2, H-2, J-2, LC-2, L-059, L-061, L-149, L-686, L-348, PRS-2 and V-2 are available. C-2, L-348 and PRS-2 have eased edges.

Finishes

Page 6.16 All MDF doors available primed or with Colourtone finishes.

Foils

Page 8.13 All RTF designs available in Frosty White Matte, Frosty White Satin and Antique White Satin.

Options

Pages 5.9-5.16 Boring for concealed and Soss hinges - all available except 10SQ5 frame only or mullion doors, B hinge rout not available. Back routed hand pull on all designs except RTF.

Mullions

Page 8.15 Standard lite mullions configurations available on 10RC, 10RC2, 10RC3, 10SQ3, 10SQ5. Mullions not available with slab, 10SQ1, 10SQ2. Odd lite mullion configurations not available.

Appliance Panels

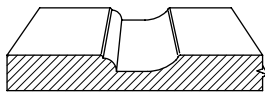
Page 8.16 RTF product apply over plywood. MDF, MDF primed and Colourtones applied over 1/4" MDF panel.

Matching Drawer Fronts

Pages 8.10-8.11 All available except 10SQ1.



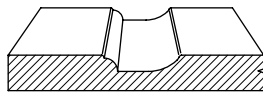
20RC



\$13.50-A
8-1/4" x 9-3/8"
Max: 42" x 96"



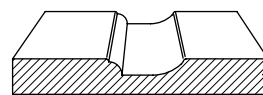
30RC



\$13.50-A
8-1/4" x 8-1/2"
Max: 42" x 96"



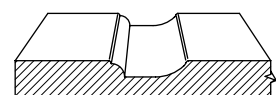
20SQ3



\$22.00-A
8-1/4" x 9-3/8"
Max: 42" x 96"



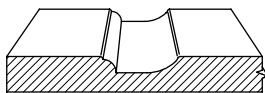
30SQ3




\$22.00-A
8-1/4" x 8-1/2"
Max: 42" x 96"
Top corners at ends of arch are radius corners



QC2000RC Raised Panel



\$20.00-A
Max: 42" x 63"
Minimum width 9-1/2"



QC2000RC Radius Mullion*



\$20.00-A
Max: 42" x 63"
Minimum width 9-1/2"
Indicate number of lites

*Specify QC door "with mullions" and the number of lites required. If no lites are specified a solid panel will be given. Above prices are design charges only for raw MDF product. Design pricing for RTF products is on page 8.13; primed and Colourtone finish pricing can be found in the Solid Wood Finishing section.



Offering and Availability

All Conestoga products are available in a wide variety of specifications to satisfy your custom needs. The information below indicates any exceptions or limitations pertaining to the designs on the previous page. For a detailed listing of a particular product specification, refer to the page indicated.

Material

Material Pricing Guide All doors available in MDF or RTF.

Edge Profiles

Page 8.12 B-2, C-2, E-2, H-2, J-2, LC-2, L-059, L-061, L-149, L-686, L-348, PRS-2 and V-2 are available. C-2, L-348 and PRS-2 have eased edges.

Finishes

Page 6.16 All MDF doors available primed or with Colourtone finishes.

Foils

Page 8.13 All RTF designs available in Frosty White Matte, Frosty White Satin and Antique White Satin.

Options

Pages 5.9-5.16 Boring for concealed and Soss hinges - all available. Back routed hand pull on all designs except RTF.

Mullions

Page 8.15 All standard lite configurations available. Odd lite mullion configurations not available.

Appliance Panels


Page 8.16 RTF product apply over plywood. MDF, MDF primed and Colourtones applied over 1/4" MDF panel.

Matching Drawer Fronts

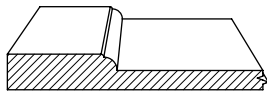
Pages 8.10-8.11 Not available.




MDF Door Designs



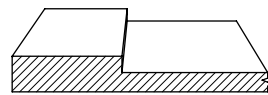
10SQF1



\$25.00-A
6-5/16" x 6-5/16"
Max: 42" x 96"



10SQF2



\$25.00-A
7-5/8" x 7-5/8"
Max: 42" x 96"

MDF/RTF PRODUCTS

Custom Products

Above prices are design charges only for raw MDF product. Primed and Colourtone finish pricing can be found in the Solid Wood Finishing section.



Offering and Availability

All Conestoga products are available in a wide variety of specifications to satisfy your custom needs. The information below indicates any exceptions or limitations pertaining to the designs on the previous page. For a detailed listing of a particular product specification, refer to the page indicated.

Material

Material Pricing Guide All designs available in 1SGP (One Side Glueable Paintable) MDF only. Raw MDF on face with glueable, paintable melamine on back.

Edge Profiles

Page 8.12 B-2, C-2, E-2, H-2, J-2, LC-2, L-059, L-061, L-149, L-686, L-348, PRS-2 and V-2 are available. C-2, L-348 and PRS-2 have eased edges.

Finishes

Page 6.16 All MDF designs available primed on 1SGP MDF or with Colourtone finishes on 1SGP MDF.

Options

Pages 5.9-5.16 Boring for concealed and Soss hinges - all available. Back routed hand pull on all designs except RTF.

Mullions

Page 8.15 All standard lite mullion configurations available. Odd lite mullion configurations not available.

Appliance Panels

Page 8.16 RTF product apply over plywood. MDF, MDF primed and Colourtones applied over 1/4" MDF panel.

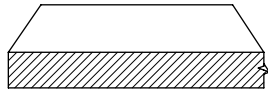
Matching Drawer Fronts

Pages 8.10-8.11 Matching drawer fronts available for all designs.

MDF Drawer Fronts



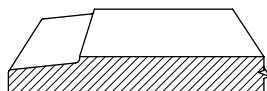
Slab



\$5.00-A
RTF: 1-1/4" x 6"
MDF: 1-1/4" x 1-1/4"



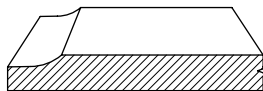
#10



\$5.25-A
3" x 3"



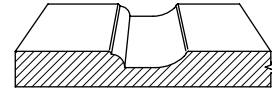
Keystone



\$5.25-A
2-3/4" x 2-3/4"



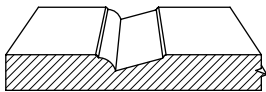
10 RC



\$12.00-A
8-1/4" x 6"
1-3/16" rails



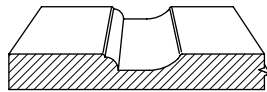
10 SQ2



\$19.00-A
7-7/8" x 5-3/4"
1-1/4" rails



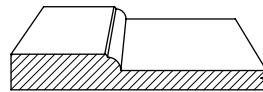
10 SQ3



\$19.00-A
8-1/4" x 6"
1-3/16" rails



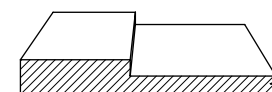
SQF1



\$25.00-A
7-5/8" x 5"
1-3/16" rails



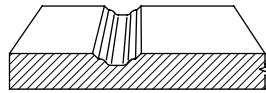
SQF2



\$25.00-A
7-5/8" x 5"
1-3/16" rails



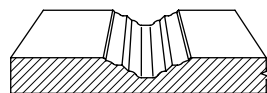
10 RC2



\$8.75-A
6-1/2" x 5"
1" rails



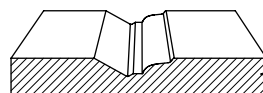
10 RC3



\$9.50-A
8-1/4" x 6"
3/4" rails



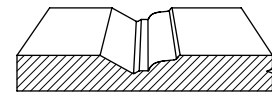
10RC5



\$12.00-A
8" x 6"
3/4" rails



10 SQ5



\$13.00-A
8" x 6"
3/4" rails

Sizes listed are minimums for specific designs. Above prices are design charges only for raw MDF product. Design and material pricing for RTF products is on page 8.13; primed and Colourtone finish pricing can be found in the Solid Wood Finishing section.

MDF/RTF PRODUCTS

Custom Products



Offering and Availability

All Conestoga products are available in a wide variety of specifications to satisfy your custom needs. The information below indicates any exceptions or limitations pertaining to the designs on the previous page. For a detailed listing of a particular product specification, refer to the page indicated.

Material

Material Pricing Guide All designs available in MDF and RTF except SQF1 and SQF2. SQF1 and SQF2 available in 1SGP (One Side Glueable Paintable) only.

Edge Profiles

Page 8.12 B-2, C-2, E-2, H-2, J-2, LC-2, L-059, L-061, L-149, L-686, L-348, PRS-2 and V-2 are available. C-2, L-348 and PRS-2 have eased edges.

Finishes

Page 6.16 All MDF designs available primed or with Colourtone finishes.

Foils

Page 8.13 All RTF designs available in Frosty White Matte, Frosty White Satin and Antique White Satin.

Options

Pages 5.9-5.16 All designs, except RTF products - back routed hand pull only.

Appliance Panels

Page 8.16 RTF products apply over plywood. MDF, MDF primed and Colourtones applied over 1/4" MDF panel.

Matching Drawer Fronts

Some door designs do not have an exact matching drawer front. In these cases, we will build a door as a drawer front and charge for the cut down. Otherwise, simply use a slab drawer front with the appropriate edge profile. We recommend the #10 drawer for use with any door design featuring a slant raise and the Keystone drawer for use with any door design featuring a cove raise.



MDF Edge Profiles



B-2



***L-346 (C-2)**



LC-2



L-059



L-149



***L-348**



***L-347 (PRS-2)**



V-2

Choice of profiles included in door/drawer front design charge. Check Offering and Availability section for profile availability.

Drawings not to scale.

*C-2, L-348 and PRS-2 are slightly eased on face.



MDF and RTF Pricing

MDF and RTF Design Pricing					
All material prices can be found in the Material Pricing Guide					
Design Charges					
Door Designs	MDF Raw	RTF Foils	Drawer Fronts	MDF Raw	RTF Foils
		Frosty White Matte Frosty White Satin Antique White Satin			Frosty White Matte Frosty White Satin Antique White Satin
Slab	\$5.00	\$ 9.00	Slab	\$5.00	\$9.00
10RC	12.00	22.00	#10	5.25	10.50
10RC2	8.75	15.50	Keystone	5.25	10.50
10RC3	9.50	16.25	10RC	12.00	15.10
10SQF Series	25.00	NA	10RC5	12.00	13.50
20RC	13.50	23.50	10SQ5	13.00	15.00
30RC	13.50	23.50	10RC2	8.75	11.75
10SQ1	19.00	28.00	10RC3	9.50	12.50
10SQ2	19.00	28.00	10SQ2	19.00	22.50
10SQ3	19.00	28.00	SQF Series*	25.00	NA
20SQ3	22.00	30.00	10SQ3	19.00	22.50
30SQ3	22.00	30.00			
10SQ5	13.00	22.00			
QC2000	20.00	30.25			

* SQF Series manufactured out of 1SGP material only.

Rigid Thermal Foil Accessories


RTF Valances



Straight Valance

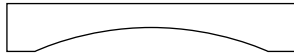
Slab Only

Slab design charge plus material cost. Order as a slab. Edge profile one long side.



Traditional Arch Valance

Traditional and Roman Arch

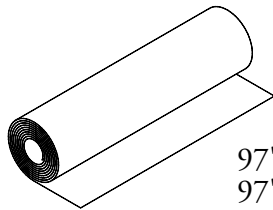


Roman Arch Valance

Foil Roll Pricing

Finish	Size	
	12"-36"	36"-60"
Frosty White Matte	\$27.50	\$31.00
Frosty White Satin	29.15	33.50
Antique White Satin		

Loose Foil



97" L x 28" W or
97" L x 52" W

Foil Roll Pricing

Finish	Roll Width	
	28"	52"
Frosty White Matte	\$15.20	\$25.50
Frosty White Satin	21.60	36.60
Antique White Satin		

Filler Strips/End Panel

Order as a slab door, \$5 design charge.
See door design pages for minimums and maximums.

RTF Toe Kicks

4" x 90" x 1/4"

Frosty White Matte	\$24
Frosty White Satin	27
Antique White Satin	27

Custom RTF Fluted Fillers

Specify width and height when ordering. Design charge plus material.

Fluted Filler Pricing

Filler Width	No. of Flutes	Under 60" in length	60" or greater in length
3" to 3-15/16"	3	\$35.00	\$40.00
4" to 4-15/16"	4	35.00	40.00
5" to 5-15/16"	5	35.00	40.00
6" to 6-15/16"	6	40.00	45.00
7" to 7-15/16"	7	40.00	45.00
8" to 8-15/16"	9	40.00	45.00
9" to 9-15/16"	10	45.00	53.00
10" to 10-15/16"	11	45.00	53.00
11" to 11-15/16"	12	45.00	53.00
12" to 12-15/16"	14	53.00	60.00
13" to 13-15/16"	15	53.00	60.00
14" to 14-15/16"	16	60.00	70.00
15" to 15-15/16"	17	60.00	70.00



Rigid Thermal Foil Accessories (continued)

8 ft. RTF Mouldings					
Foil	Crown	Crown w/ attached heel	Light rail	Inside corner	Scribe
Dimensions, inches	2" x 1-25/32"	2" x 3-3/8"	1-1/2" x 2"	1/2" x 1"	7/16" x 1"
Frosty White Matte	\$18.65	\$23.25	\$18.65	N/A	\$12.15
Frosty White Satin	21.90	26.30	21.90	\$14.75	14.30
Antique White Satin	21.90	26.30	N/A	N/A	N/A

Mullion and Frame Only Options

Mullion and Frame Only Pricing Information			
To price a mullion or frame only, use the following methods:			
Product	Design Cost	Material Cost	
Radius Corner Series	Design Charge x 1.25	Calculate material charge using actual square footage (width x height) ÷ 144 x appropriate material charge.	
Square Corner Series	Design Charge x 1.6		
Mullion Lite Options Pricing			
Mullion lite placement will be balanced. Indicate number of lites desired.			
Standard Lites	Radius Corner Series	Special Lites	Square Corner Series
\$3.40 per lite	available mullion designs	\$9.10 per lite	available mullion designs
Standard mullion lites have radius corners, are fitted for one piece of glass, and they are used on RC series doors.	10RC 20RC 30RC QC2000RC	Special mullion lites are fitted for one piece of glass, have square corners, and are used on applicable SQ Series doors.	10SQ3 10SQF2 20SQ3 20SQF2 30SQ3 30SQF2 10SQ5
Glass Moulding Options			
<p>Standard</p> <p>clear plastic moulding 1/8" glass only</p>		<p>Optional</p> <p>#52 - trim for glass thickness</p>	
Clear plastic moulding is standard on MDF/RTF mullion doors. If using glass other than 1/8" thick, specify our #52 moulding retainer.			

Appliance Panel Option

Appliance Panel Option

Apply over plywood is the only appliance panel option available for RTF products. The plywood sheet is wrapped in matching foil on the sheets face and edges. Apply over 1/4" MDF is the only appliance panel option available for MDF products.



Appliance Panel Charges/Finish

RTF Foil Colors	Panel Size Charges	Add to Design Charge
Frosty White Matte Frosty White Satin Antique White Satin	Panels 5 sq. ft. and less	\$ 29.00
	Panels more than 5 sq. ft.	48.00
	Multiple doors on one panel	8.60 list per extra door
MDF/Primed MDF	Panels 5 sq. ft. and less	18.50
	Panels more than 5 sq. ft.	36.50
	Multiple doors on one panel	8.60

Apply over plywood option will have the following margins unless otherwise specified.

- Refrigerator panel - 1/2" margin on all sides.
- Other appliance panels - 1-1/2" bottom margin and 1/2" on all sides.
- If non-standard margins are desired, dimensioned drawings must be submitted with order.

Margins up to 3" are available when specified.

Conestoga uses a 1/4" MDF for appliance panels on MDF.

Standard Insert Panel

Insert will be similar to the panel ordered on the doors.

Panel raises - Slant Raise or G-Cove only.

Add \$8.00 to design charge.

Material Category - B