



Cabinet Systems

Finishing Program

Cabinetmaker's Choice, LLC (r-1169)
P.O.Box729
Newtown, CT 06470-0729

Neil Ratner - Phone: (203) 426-3247 Fax: (203) 270-9994 Email: sales1@cabinetmakerschoice.com

Chad Witwer - Phone: (717) 823-6204 Fax: (717) 427-1743 Email: sales2@cabinetmakerschoice.com

Jim Gamache - Phone: (203) 678-3015 Fax: (203) 702-5104 Email: sales3@cabinetmakerschoice.com

www.cabinetmakerschoice.com

FINISHING PROGRAM

Custom Products

© 2009 Conestoga Wood Specialties Corporation. All the information contained herein is thought to be accurate at the time of printing. However, no responsibility is assumed by Conestoga Wood Specialties Corporation. All rights reserved. Reproduction of any part of this publication without the express written permission of Conestoga Wood Specialties Corporation is a violation of applicable laws. Order forms may be reproduced without notice to Conestoga Wood Specialties Corporation provided they are used to order Conestoga Wood Specialties Corporation products. All prices and specifications are subject to change without notice. All pictures and graphics are for visual representation only. This publication supersedes all prior technical, policy and price data.



Finishing Program Overview

- Conestoga's finishing capabilities allow our customers to simplify their shop process by eliminating the finishing of Cabinet Systems parts, doors, mouldings and other products. Outsourcing finishing ultimately reduces VOC emissions and helps streamline throughput by minimizing the finishing bottleneck.
- Conestoga's Cabinet Systems finishing program consists of traditional wiping stains, Truetones, Colourtones, Prism Paints, glazes, primer and topcoats. This translates into over 1200 unique finish combinations.
- Conestoga has two topcoats available: 15° (low sheen) and 40° (medium sheen). Topcoat glosses will not be custom matched. Glazed products, Colourtones and Prism Paints are only available with 15° topcoat.
- In addition to our standard colors, custom color matching is available for wiping stains. Consult the pricing page of the Finishing section for information on custom color matching, design and square foot charges.

Finishing Process

- Prior to finishing, Conestoga's doors and cabinet parts are sanded to deliver a smooth, "finish-ready" product.
- To apply wiping stains and glazes, Conestoga uses a time-proven, hand-wiped technique which delivers more color consistency and depth than simple spray stain applications.
- Most Conestoga framing beads are designed with a slight back bevel, which allows the stain to penetrate beyond the juncture of the framing bead and panel raise. During the wiping stain process an air nozzle is used to blow stain under the framing bead, minimizing the possibility of "white lines" appearing on the panel raise during expansion and contraction. All doors are matched to a control sample for color consistency during the staining process.
- After staining, doors and cabinet parts are finished with sealer and topcoat. The sealer is a high solids material that is applied and then sanded with a fine grit sandpaper after drying. The final coat is a high solids conversion varnish. Conversion varnishes provide a superior kitchen cabinet finish with their exceptional clarity, resistance to moisture and overall durability. The final process involves the application of a 15° or 40° sheen topcoat on wiping stains and a 15° sheen topcoat on products finished with Colourtones, Prism Paints or glazed finishes. The 15° sheen topcoat is standard on some wiping stains, but usually must be specified, check with Customer Service for availability. The result is a beautiful finish that is durable, long lasting and resistant to most household chemicals.
- Colourtones and Prism Paints are applied manually using air-assisted, airless equipment.
- After curing, doors and cabinet parts are inspected before being packaged for delivery to our customers.

Finishing Tolerances

- Conestoga's finishing tolerances are designed for solid wood applications. Application of finish on veneers and decorative accent items may result in color variations. Similarly, stains applied by the customer may vary slightly from those products stained by Conestoga. To ensure a close match, customers should contact their Sales or Customer Service Representative and ask about our Duraguard® Finishing System. See the Duraguard Program Information in this section for additional information. Instructions for application are published in this section and enclosed with every can of stain sold.
- Conestoga cannot predict how a door or cabinet part will accept stain. Therefore, if a piece meets our material specification standards in its unfinished state, it will be considered acceptable after finishing as well.



Finishing Warranties

- Conestoga's finishes carry a one year limited warranty against peeling, blistering or cracking, but no warranty against discoloration. Conestoga assumes no responsibility for damages or poor color match when finish is applied by the customer.
- Most wood species will naturally darken with age. Conestoga will not be held liable for the change in appearance of any product, finished or unfinished, due to this aging process.
- Conestoga recommends that a finished sample door be ordered prior to ordering any finished job. We do not suggest ordering large or complex finished product based on small sample swatches.

Wiping Stains

- All Conestoga wiping stains are applied using a hand rubbed application. The process provides superior grain penetration of the finish material and a greater degree of depth in the finished product.
- Conestoga does not recommend darker finishes such as Colonial, Cordovan or Washington Cherry over light species such as Hard Maple or Soft Maple. The contrast, as well as the properties of Maple, creates a blotchy, uneven look. Therefore, these combinations are Not Recommended (NR), but can still be produced with a 20% upcharge and no warranty on color consistency.
- Because wiping stains penetrate the wood, end grain will stain and glaze darker than other areas of the piece. This will not be considered defective.

Glazing

- All Conestoga glazes are applied using a hand rubbed application process to the entire surface of both the face and back of every door and all applicable cabinet parts.
- Glazing is a very subjective treatment. Each piece becomes "one-of-a-kind" and unique in its appearance. Even though Conestoga matches every glazed piece to a control sample, each piece will take glaze differently. Color consistency is more difficult to control on glazed products. Some of the factors influencing color consistency are door style, design options, grain patterns, wood density, stain color, thickness of the sealer coat, sealer sanding and overall size of the piece.
- Glazed products will vary in appearance. Conestoga considers these slight variations acceptable and will not warrant variations of glazes.
- We recommend that our customers develop a document that would be read and signed by the end user indicating their understanding of the potential color issues with stain/glaze and Colourtone/glaze combinations. Such a document will help protect all parties in the event of a color-based issue.
- We strongly recommend that a sample door be ordered prior to ordering a full kitchen, regardless of the finish and specie combination.
- Conestoga maintains strict standards for its glazing process. With this in mind, Conestoga will not "custom" glaze a job. Therefore, we offer only our standard glazing options.
- Glazes significantly alter the appearance of a stain/specie combination. An attractive combination may look quite different once glazed. With this in mind, we do not recommend certain glaze combinations, and some combinations are not available. See the Offering and Availability charts in this section for details.
- Conestoga's standard glaze offering is available in combination with some custom finish matches. For availability of glazing over custom stains, contact our Finishing Department (717) 445-3252.



Truetones

- Conestoga's Truetones are lightly pigmented spray to color stains that include a small percentage of solids. They produce a very clean look, without blotchiness. After the Truetone stain, a sealer and conversion varnish is applied.
- Truetones are available in three colors: Butter Rum, English Toffee and Sienna, on Cherry, Hard Maple and Red Oak. We offer them unglazed and with Caramel, Brown and Oyster glaze.
- A 15° or 40° topcoat is available on non-glazed product; a 15° topcoat is available on glazed product.
- Truetones are not available on the CWS-10446 open louver design.
- Custom color matches are not available in Truetone finishes.
- Truetones are applied using a diaphragm pump and a HVLP gun.
- Normal contraction and expansion of the panels may cause unfinished areas, normally hidden by the framing bead, to become visible.
- Profiled areas may appear lighter in color than flat areas because the color application is a spray process, as opposed to a wiping process. The effect will be enhanced by certain profiles, such as a square framing bead, deep grooves and anywhere there is defined change in the plane of the part. Applying a glaze to any of the Truetone finishes will minimize this effect.
- Truetones are light in color, therefore, they do not possess the ability to disguise material variations as well as highly pigmented stain. The use of premium grade material will mediate some of those variations.
- End grain will appear darker than flat areas when a glaze is applied to the Truetone colors.
- For best results, we recommend adding a glaze when the distressing option is ordered with Truetones.

Primed Products

- Conestoga's priming capabilities allow you to outsource the time consuming process of prepping and priming your cabinet parts, doors, drawer fronts and mouldings. Outsourcing primed products reduces VOC emissions and increases the efficiency and throughput of your finishing area.
- Conestoga offers three substrate materials for priming doors and drawer fronts only which includes: solid wood, MDF and hybrid (wood framing with MDF panel). Refer to the Custom Product Manual for more information.
- Conestoga's primer is a white, post catalyzed, acid cured primer, compatible with many high quality topcoats.
- Prior to priming, the substrate is prepared to accept the coating material. Putty is applied to the joints, open-end grain, tear outs and other visible voids. The product is then hand sanded to remove excess putty and provide a smooth, uniform surface to accept the primer coat.
- After curing, cabinet parts and doors are inspected, individually wrapped, then packaged and shipped.
- There are thousands of topcoats available to paint residential cabinetry. While many of these products may work in combination with our primer, we recommend only acid cured conversion varnish topcoats.
- Prior to applying topcoat to a primed product, customers should scuff sand the primer using 320-grit sandpaper no more than 24-hours before applying topcoat. All surfaces must receive this sanding step to achieve a mechanical bond and to avoid telegraphing.
- Conestoga's primed products receive one coat of putty prior to application of primer. Smaller voids will become apparent after the primer has been applied. These voids are acceptable and will require a second coat of putty by the customer prior to painting.



Primed Products (continued)

- Conestoga's primed products are subject to some natural grain raise during the priming process, which is not considered defective. Normal sanding preparation for topcoat application will remove these wood fibers.
- Conestoga will not warranty any topcoats to be compatible with our primer material. Testing for compatibility and adhesion should take place prior to applying any topcoat to a primed door.
- Conestoga assumes no responsibility for incorrect application of topcoats by the customer resulting in poor adhesion, color match or other finish related problems.
- Primed products are individually wrapped minimizing scuff marks.
- Individually wrapped products are grouped and packaged to add rigidity and minimize the possibility of shipping damage.
- External conditions such as humidity and temperature will cause movement in wood components. The movement will cause fractures to appear on the surface of the finish at all miter, tenon and butt joints. This is inherent to this product and should not be considered a defect, nor cause for replacement.
- Fractures on the surface of the finish could also be the result of assembly, handling, transporting and installation of cabinetry and related components. Care should be taken throughout these processes to avoid any unnecessary stress or pressure when working with these products.

Colourtones

- Colourtones are opaque finishes, similar in appearance to paint. The coatings are pigmented basecoats that must be catalyzed prior to application. Conestoga utilizes air-assisted, airless spray equipment to apply these coatings. Colourtones require the application of a clear coat of conversion varnish as the final coat.
- Colourtones have a high solids content, resulting in better build and lower VOC emissions.
- Specific species and grades are available with Colourtone coatings, including Paint Grade Hard Maple doors. Material grades on Cabinet Systems parts will match standard Cabinet Systems specifications. Characteristics common to some species, such as pitch pockets in Cherry, will be present in finished products. Unless antiqued, we do not recommend the use of Cherry with Colourtones. Antiquing is available on Custom Products, but not with Cabinet Systems. See the Offering and Availability charts in this section for specie, finish and glaze availability.
- Colourtones are only available with 15° topcoat.
- Veneer checking and seam separation are inherent characteristics of plywood that may appear to be cracks within the coating. These are caused by changes within the veneer and will not be considered defective.
- Colourtone products are placed on drying racks after the coating application process. Small indentations or pin marks from drying racks will appear on the backs of Colourtone products and are not considered defects.
- Minor flaws such as dust particles, dimples and lint are more apparent with opaque finishes than with wiping stains. The presence of small amounts of these defects will be considered acceptable.
- As with most finishes, Colourtone colors will change over time due to exposure to light, pollution and chemicals. Additions or replacements to existing kitchens may not initially match finished products already in place.
- Customers interested in purchasing Colourtone finishing materials through the Duraguard program should reference Duraguard Systems information, found in this section of the manual, for coatings pricing and selection.



Colourtones (continued)

- When purchasing multiple containers of loose Colourtone coating material, mix the contents of like finishes together prior to adding catalyst to achieve a consistent overall color.
- Catalyst must be added to all Colourtone finishes prior to application. The catalyzation process results in both a limited pot life and a recoat window. Mixture and application instructions will be provided with the purchase of loose Colourtone finishing materials through the Duraguard program.
- Conestoga assumes no responsibility for incorrect application of Duraguard materials by customers, which may result in poor adhesion, color match or other finish related failures.
- We recommend that any topcoat other than Duraguard products be tested for compatibility prior to application. Conestoga will not warrant products that fail due to non-compatible topcoat materials.
- External conditions such as humidity and temperature will cause movement in wood components. The movement will cause fractures to appear on the surface of the finish at all butt, miter and tenon joints. This is inherent to this product and should not be considered a defect, nor cause for replacement.
- Fractures in the surface of the finish could also be the result of assembly, handling, transporting and installation of cabinetry and related components. Care should be taken throughout these processes to avoid any unnecessary stress or pressure when working with these products.
- Entire orders will be kept within a controlled range of color, however, some color variation will occur from piece to piece.

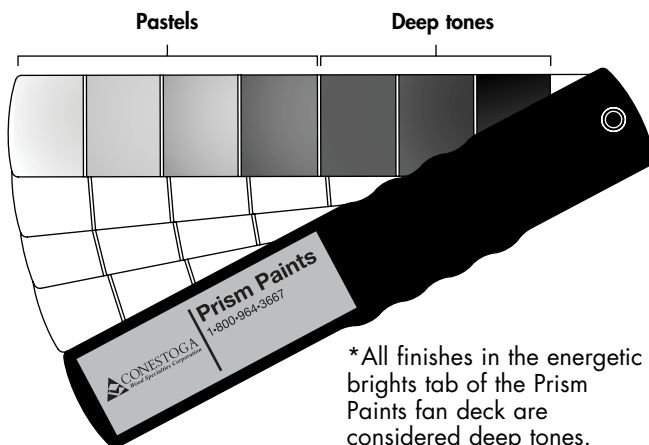
Colourtones with Glazes

- Because Cabinet Systems parts typically do not have profiled areas where glaze would hang up, Cabinet Systems parts will not be glazed. They will be finished with special Colourtones that have been tinted to match the overall color of a door that has been finished in that particular Colourtone and glaze combination.
- The tinted Colourtones blend well with the actual glazed parts (doors, drawer front, mouldings, etc.) but, there will be a variation in color between the parts that are actually finished with Colourtone and glaze and the Cabinet Systems parts that are finished with the specially tinted Colourtones. We strongly recommend that a sample cabinet with doors be ordered and approved by your customer prior to placing the order for an entire project.
- Brushed glaze and Heirloom finish treatments are not available on Cabinet Systems.
- Colourtones are only available with 15° topcoat.
- Refer to the Solid Wood Finishing Program section of the Custom Product Manual for information pertaining to custom products finished with Colourtones and glazes.
- External conditions such as humidity and temperature will cause movement in wood components. The movement will cause fractures to appear on the surface of the finish at all butt, miter and tenon joints. This is inherent to this product and should not be considered a defect, nor cause for replacement.
- Fractures in the surface of the finish could also be the result of assembly, handling, transporting and installation of cabinetry and related components. Care should be taken throughout these processes to avoid any unnecessary stress or pressure when working with these products.
- Entire orders will be kept within a controlled range of color, however, some color variation will occur from piece to piece. Doors and other pieces finished with Colourtones and glaze will vary in color when compared to the Cabinet Systems parts that are finished in the corresponding non-glazed tinted Colourtones.



Prism Paints

- The Prism Paint Program offers a selection of nearly 1,100 available opaque colors. Colors are chosen from a fan pack available from Conestoga. An order is then placed for a sample door finished in the chosen color. We do not recommend placing an order for a project based on the color represented in the fan pack. Conestoga assumes no responsibility for color issues resulting from customers placing orders for entire projects based on the color represented by the fan pack.
- The coatings are acid catalyzed, pigmented basecoats, much like the Colourtone products. Conestoga applies them utilizing air-assisted airless spray technology. These coatings do require the application of a coat of clear conversion varnish as the final coat.
- Prism paints are available on Standard Hard Maple, Paint Grade Hard Maple, and MDF doors and are also available on Hard Maple and Soft Maple cabinet systems.
- The hybrid door has Paint Grade Hard Maple framing with an MDF panel and is also available with Prism Paints.
- All Prism Paints will receive a 15° topcoat.
- Prism Paints are not available with glazes.
- Prism Paints are not available on 14" or 36" sample chips. A sample door must be ordered.
- Because Prism Paints contain a high percentage of solids, certain characteristics such as joint fracturing will occur. Hairline cracks typically develop along joints on the face, back and edge profiles and can occur during normal handling or from the expansion and contraction of wood. Joint fracturing is not considered to be a defect.
- The machining of end grain or MDF on certain profiles may result in those surfaces being somewhat porous and the finish on these surfaces may not be as full as the finish on the flat areas.
- Products having been painted with these coatings will be placed on drying racks after the coating process. Small indentations or pin marks from the drying racks may appear and will not be considered defects.
- Because the individual staves of the panel continue to contract and expand, lines may appear on solid wood panels and offsets may develop from one stave to another. These stave lines will not be considered defective. Utilize Conestoga's hybrid doors to eliminate stave offset.
- Veneer checking and seam separation are inherent characteristics of plywood that may appear to be cracks within the coating. These are caused by changes within the veneer and will not be considered defective. Utilize Conestoga's hybrid doors to avoid veneer checking and seam separation.
- Prism Paints may vary slightly from one batch to another, but will remain within a controlled color range.
- Minor flaws such as dust particles, dimples and lint are more apparent with opaque finishes than with wiping stains. The presence of a small quantity of these defects will be considered acceptable.



- Coatings containing high solids are susceptible to bridging between the framing and center panel. Bridging occurs when the coating material joins the two separate surfaces together. This condition is common between multiple component products and is not considered defective. Over time, the natural expansion and contraction of wood may cause this bridging to fracture.
- As with most finishes, Prism Paint colors will change over time due to exposure to light, pollution and chemicals. Additions or replacements to existing kitchens may not initially match finished products already in place.



Prism Paints (continued)

- Customers interested in purchasing Prism Paint finishing materials through the Duraguard program should reference Duraguard Systems information found in this section of the manual, for coatings pricing and selection. It is strongly recommended that the paint be ordered at the same time as the finished parts to ensure an accurate color match.
- When purchasing multiple containers of loose Prism Paint coating material, mix the contents of like finishes together prior to adding catalyst to achieve a consistent overall color.
- Catalyst must be added to all Prism Paints prior to application. The catalyzation process results in both a limited pot life and a recoat window.
- Conestoga assumes no responsibility for incorrect application of Prism Paint materials by customers, which may result in poor adhesion, color match or other finish related failures.
- We recommend that any topcoat other than Duraguard products be tested for compatibility prior to application. Conestoga will not warrant products that fail due to non-compatible topcoat materials.

Custom Stain Matching

- A representative sample of the color match to be achieved must be provided. Once a finish is matched, the customer will be sent a hard sample and asked to sign an approval document. A custom color mix number will be assigned, which must be used every time an order is placed for that finish. There is a \$200 net charge for the initial custom match, and a design and material charge for every subsequent use of an existing custom mix. Allow 10 days for completion of color matches. Call Customer Service for a quote on packaged quarts or gallons of custom finishes.
- Our in-house matching capability assures our customers a prompt response of all matching requests. Custom mixes are kept on record as long as the finish continues to be used. If no orders are placed using the stain for one year, the mix will be voided. This process guarantees our customers a truly unique stain since it is matched to their exact specifications. Conestoga will only custom match wiping stains and will do so using a pigmented wiping stain.
- Spray stains, NGR stains, dye stains and Colourtones will not be custom matched. Base stains with glazes will not be matched, unless one of our standard glazes can be used. These will be evaluated on an individual basis.
- Conestoga offers two topcoat glosses, a 15° and a 40°, with no option to custom match other glosses.

Customer Responsibilities

- All sample doors and swatches should be properly labeled with species, stain color, date and sales order number.
- Sample doors and swatches should be stored in such a manner that they are not exposed to light or extreme heat. Exposure to sunlight, indoor lighting or extreme heat will cause samples to discolor and they will no longer be an accurate representation of color. Sample swatches should be discarded when their expiration date is reached.
- Sample doors and swatches should be replaced every 12 months or when they become discolored. Cherry and Lyptus will need to be replaced more frequently than other species. Conestoga cannot guarantee that orders will match samples more than 12 months old. Jobs sold from a sample swatch older than one year will not be warranted for color match.
- We strongly recommend that a full kitchen **not be sold from a color swatch**. Order a sample door to show a greater array of possible character effects on a particular design, stain, glaze and specie combination.
- For displays that are older than one year or that may be discolored, we recommend that customers obtain a current sample door in that specie, stain and glaze combination. Remember, display kitchens do change color due to their exposure to natural light, indoor lighting, heat and other conditions. The change that takes place is very gradual and may be difficult to detect, especially if viewed daily.



Customer Responsibilities (continued)

- If a job is ordered based on the color of a sample door or display, make sure the sample is less than one year old and the color is accurate. Customers asking for replacements because the job does not match their sample will be asked to provide the original sample sales order number so that the age of the sample may be determined. Conestoga will not provide no charge replacements if samples are more than 12 months old or discolored due to exposure.
- Due to the complexity of our offering and our inability to predict a customer's ordering habits, it is possible to receive parts that have been finished with the special tinted Colourtone and others that have been finished in Colourtone with a hand rubbed glaze applied. While these parts should blend together well, there will be variation between these parts due to the differences in finish applications. These variations will not be cause for replacement.
- All Colourtone finishes are available on custom front frames, while Cabinet Systems have a limited finish offering. For instance, custom front frames are available with brushed glaze, but cabinet systems components are not. To attain a finish combination that is not available in Cabinet Systems, order a cabinet with no front frame and no finish. Then order a loose custom front frame sized for the cabinet and end skins, veneers or door end panels (to apply to any exposed areas) in the custom finish.

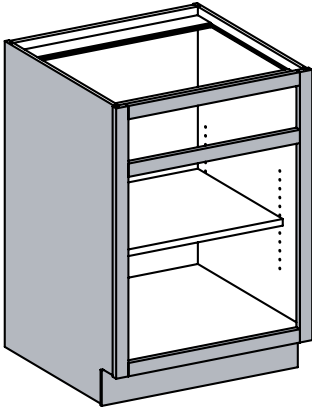


Finishing Options

Cabinet Systems offers three finishing configurations for our cabinets - Exterior, Interior and Back - to give customers greater design flexibility. See diagrams below for listing of which pieces get finished with each configuration.

When filling out the order forms, the finish specified on Cabinet Systems Order Form #5 will be considered the standard and applied to all three options when matching interior is ordered. To order a different finish for the Interior or Back of a cabinet with Matching Interior, note the area with the finish on Cabinet Systems Order Form #6 in the Special Instructions area per cabinet.

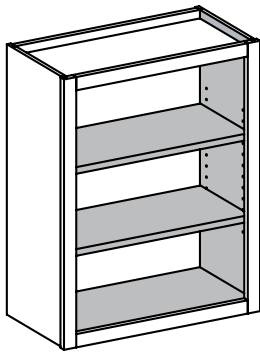
Exterior finishing



Includes:

- Front Frame – face, interior and exterior edges, stain only on exposed edge on back of front frame
- Toeboards – face and exposed edges
- Exposed/flush sides – face only

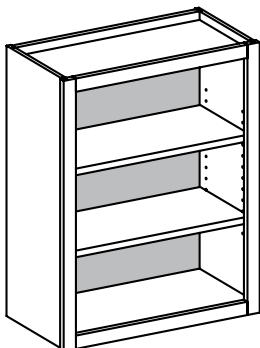
Interior finishing (Only available with matching interiors)



Includes:

- Sides – 1 interior face
- Top and Bottom – 1 interior face
- Fixed Floor – 2 faces
- Shelves – 2 faces, edgebanded edges
- Any other matching interior components

Back finishing (Only available with matching interiors)



Includes:

- Backs – 1 interior face
- Back Slants – 1 interior face

Offering and Availability

Wiping Stains									
	Alpine	Autumn	Bordeaux	Chestnut	Colonial	Cordovan	Driftwood	Espresso	Ginger
Cherry									
No Glaze	NA	R	R	R	R	R	R	R	R
Brown	NA	R	NA	R	R	R	R	NA	R
Caramel	NA	R	NA	R	R	R	R	NA	R
Pewter	NA	R	NA	R	R	R	R	NA	R
Sable	NA	R	R	R	R	R	NR	R	R
White	NA	NR	NA	NA	NA	NA	R	NA	NR
Maple, Hard									
No Glaze	R	R	NR	NR	NR	NR	R	NR	R
Brown	NA	R	NA	NR	NR	NR	R	NA	R
Caramel	NA	R	NA	NR	NR	NR	R	NA	R
Pewter	NR	R	NA	NR	NR	NR	R	NA	R
Sable	NA	NR	NR	NR	NR	NR	NR	NR	R
White	R	R	NA	NA	NA	NA	R	NA	R
Maple, Soft									
No Glaze	R	R	NR	NR	NR	NR	R	NR	R
Brown	NA	R	NA	NR	NR	NR	R	NA	R
Caramel	NA	R	NA	NR	NR	NR	R	NA	R
Pewter	NA	R	NA	NR	NR	NR	R	NA	R
Sable	NA	NR	NR	NR	NR	NR	NR	NR	R
White	R	R	NA	NA	NA	NA	R	NA	R
Oak, Red									
No Glaze	R	R	R	R	R	R	R	R	R
Brown	NA	R	NA	R	R	R	R	NA	R
Caramel	NA	R	NA	R	R	R	R	NA	R
Pewter	NR	R	NA	R	R	R	R	NA	R
Sable	NA	R	R	R	R	R	NR	R	R
White	R	R	NA	NA	NA	NA	R	NA	R

Using the Offering and Availability Chart

The offering and availability charts should be referenced prior to placing an order.

- Locate the desired finish in the top row.
- Follow the desired finish row down to the desired specie/glaze combination found along the left column of the chart.
- The box where the finish, specie and glaze combination intersects contains one of the following references:

R = Recommended: These finish combinations refer only to the consistency of the finish application and not the aesthetic beauty of the combination.

NR = Not Recommended: These finish combinations are problematic and do not meet Conestoga's standards for color consistency. They also highlight various other characteristics such as machine marks and open end grain that will not be considered defective. NR combinations will receive a 20% upcharge to the design charge compensating for additional labor required for difficult combinations. Even if a sample door is purchased, we cannot guarantee that the next order will be an exact match to the sample door. Conestoga will not guarantee color consistency on NR combinations.

NA = Not Available: Such combinations present application challenges which result in finish appearances Conestoga cannot consistently reproduce, and are not available.



Offering and Availability

Wiping Stains

	Harvest Gold	Honey	Natural	Nutmeg	Washington Cherry
Cherry					
No Glaze	R	R	R	R	R
Brown	R	R	R	R	R
Caramel	R	R	R	R	R
Pewter	R	R	R	NR	R
Sable	R	R	NA	NA	R
White	NR	NR	NR	NA	NA
Maple, Hard					
No Glaze	R	NR	R	R	NR
Brown	R	NR	R	R	NR
Caramel	R	NR	R	R	NR
Pewter	R	NR	R	NR	NR
Sable	R	NR	NA	NA	NR
White	R	NA	R	R	NA
Maple, Soft					
No Glaze	R	NR	R	R	NR
Brown	R	NR	R	R	NR
Caramel	R	NR	R	R	NR
Pewter	R	NR	R	NR	NR
Sable	R	NR	NA	NA	NR
White	R	NA	R	R	NA
Oak, Red					
No Glaze	R	R	R	R	R
Brown	R	R	R	R	R
Caramel	R	R	R	R	R
Pewter	R	R	NR	NR	R
Sable	R	R	NA	NA	R
White	R	NA	R	R	NA

Truetones

	Butter Rum	English Toffee	Sienna
Cherry			
No Glaze	R	R	R
Brown	R	R	R
Caramel	R	R	R
Oyster	R	R	R
Maple, Hard			
No Glaze	R	R	R
Brown	R	R	R
Caramel	R	R	R
Oyster	R	R	R
Oak, Red			
No Glaze	R	R	R
Brown	R	R	R
Caramel	R	R	R
Oyster	R	R	R

Colourtones on Cabinet Systems

	Antique White	Chesapeake	Classic Burgundy	Creamy Butter	Crystal White	Designer White	Ebony*	Frosty White	Sage	Sandstone	Slate Blue
Cherry											
No Glaze	NR	NR	NR	NR	NR	NR	R	NR	NR	NR	NR
Caramel	NA	NR†	NA	NA	NA	NA	NA	NA	NA	NA	NA
Chai	NA	NA	NA	NA	NR†	NA	NA	NR†	NA	NA	NA
Coffee	NA	NA	NA	NA	NR†	NA	NA	NR†	NA	NA	NA
Oyster	NA	NA	NA	NA	NR†	NA	NA	NA	NA	NA	NA
Pewter	NA	NA	NA	NA	NR†	NA	NA	NA	NA	NA	NA
Maple, Hard											
No Glaze	R	R	R	R	R	R	R	R	R	R	R
Caramel	NA	R†	NA	NA	NA	NA	NA	NA	NA	NA	NA
Chai	NA	NA	NA	NA	R†	NA	NA	R†	NA	NA	NA
Coffee	NA	NA	NA	NA	R†	NA	NA	R†	NA	NA	NA
Oyster	NA	NA	NA	NA	R†	NA	NA	NA	NA	NA	NA
Pewter	NA	NA	NA	NA	R†	NA	NA	NA	NA	NA	NA
Maple, Soft (cabinet parts only)											
No Glaze	R	R	R	R	R	R	R	R	R	R	R
Caramel	NA	R†	NA	NA	NA	NA	NA	NA	NA	NA	NA
Chai	NA	NA	NA	NA	R†	NA	NA	R†	NA	NA	NA
Coffee	NA	NA	NA	NA	R†	NA	NA	R†	NA	NA	NA
Oyster	NA	NA	NA	NA	R†	NA	NA	NA	NA	NA	NA
Pewter	NA	NA	NA	NA	R†	NA	NA	NA	NA	NA	NA
Paint Grade Hard Maple (doors only)											
No Glaze	R	R	R	R	R	R	R	R	R	R	R
Caramel	NA	R†	NA	NA	NA	NA	NA	NA	NA	NA	NA
Chai	NA	NA	NA	NA	R†	NA	NA	R†	NA	NA	NA
Coffee	NA	NA	NA	NA	R†	NA	NA	R†	NA	NA	NA
Oyster	NA	NA	NA	NA	R†	NA	NA	NA	NA	NA	NA
Pewter	NA	NA	NA	NA	R†	NA	NA	NA	NA	NA	NA
Oak, Red											
No Glaze	R	R	R	R	R	R	R	R	R	R	R
Caramel	NA	NA	NA	NA	NA	NA	NA	NA	NA	NA	NA
Chai	NA	NA	NA	NA	NA	NA	NA	NA	NA	NA	NA
Coffee	NA	NA	NA	NA	NA	NA	NA	NA	NA	NA	NA
Oyster	NA	NA	NA	NA	NA	NA	NA	NA	NA	NA	NA
Pewter	NA	NA	NA	NA	NA	NA	NA	NA	NA	NA	NA

* Ebony Colourtones will magnify any small imperfection. Small imperfections such as dust or lint will not be considered defects.

† Doors, drawer fronts, mouldings and other Custom Products will be finished with Colourtone and glaze. Cabinet Systems parts will be finished with a Colourtone that has been tinted to match the overall color of those parts. Cabinet Systems parts will not be glazed. Antiquing, Heirloom and brushed glaze are not available on Cabinet Systems. Refer to the Solid Wood Finishing Program section of the Custom Product Manual for the offering and availability of Colourtones on custom products.

Primed Only

Cherry	R
Maple, Hard	R
Maple, Soft	R
Paint Grade Hard Maple	R
Oak, Red	R

R = Recommended: These finish combinations refer only to the consistency of the finish application and not the aesthetic beauty of the combination.

NR = Not Recommended: These finish combinations are problematic and do not meet Conestoga's standards for color consistency. They also highlight various other characteristics such as machine marks and open end grain that will not be considered defective. NR combinations will receive a 20% upcharge to the design charge compensating for additional labor required for difficult combinations. Even if a sample door is purchased, we cannot guarantee that the next order will be an exact match to the sample door. Conestoga will not guarantee color consistency on NR combinations.

NA = Not Available: Such combinations present application challenges which result in finish appearances Conestoga cannot consistently reproduce, and are not available.

Cabinet Systems Finishing Pricing



Design and Material Charge for Cabinet Systems Finishing

Finish Category	Design Charge	Material Charge per square foot	
Natural finish	\$5.75	\$2.35	
Wiping stain, low complexity	7.75	3.40	
Wiping stain, high complexity	8.75	5.00	
Truetones	7.75	3.40	
Colourtones (on wood) – doors and cabinet parts only	11.50	5.85	
Colourtones with glazes (on wood) – doors and cabinet parts only	17.25	7.60	
Colourtones (on MDF) – doors only	13.25	5.85	
Colourtones with glazes (on MDF) – doors only	19.00	7.60	
Colourtones (on hybrid*) – doors only	12.50	5.85	
Colourtones with glazes (on hybrid*) – doors only	18.25	7.60	
Primed (on wood)	10.25	4.90	
Primed (on MDF) – doors only	12.00	4.90	
Primed (on hybrid*) – doors only	11.25	4.90	
Prism Paints (on wood, pastels)	12.50	15.50	
Prism Paints (on wood, deep tones/energetic brights)	12.50	17.50	
Prism Paints (on MDF, pastels)	14.50	15.50	
Prism Paints (on MDF, deep tones/energetic brights)	14.50	17.50	
Prism Paints (on hybrid*, pastels)	13.50	15.50	
Prism Paints (on hybrid*, deep tones/energetic brights)	13.50	17.50	
Finish Options			
Glazes	\$5.75	\$1.75	
Custom Wiping Stain Match (Initial match charge is \$200.00 net)			
Custom wiping stain	Low complexity	\$10.00	\$4.45
	High complexity	10.00	6.50
Finish Complexity/Color Selection			
Natural finish	Clear sealer and topcoat		
Wiping stain	Low complexity	Autumn, Colonial, Ginger, Harvest Gold, Honey, Nutmeg, Washington Cherry	
	High complexity	Alpine, Bordeaux, Chestnut, Cordovan, Driftwood, Espresso	
Glazes for wiping stains	Brown, Caramel, Pewter, Sable, White		
Truetones	Butter Rum, English Toffee, Sienna		
Glazes for Truetones	Brown, Caramel, Oyster		
Colourtones	Antique White, Chesapeake, Classic Burgundy, Creamy Butter, Crystal White, Designer White, Ebony, Frosty White, Sage, Sandstone, Slate Blue		
Colourtones with glaze	Chesapeake w/Caramel glaze, Crystal White w/Chai glaze, Crystal White w/Coffee glaze, Crystal White w/Oyster glaze, Crystal White w/Pewter glaze, Frosty White w/Chai glaze, Frosty White w/Coffee glaze		

■ There will be a \$35.00 net surcharge for pastel finishes and a \$42.00 net surcharge for deep tone and energetic bright finishes on orders under 10 square feet.

*Hybrid door features MDF panel and solid wood framing.

Cabinet Systems Finishing Pricing

Cabinet Systems Finishing Pricing		
Product	Design Charge multiplier	Material Charge rules
Front Frames 1 opening 2-3 opening 4-5 opening 6-7 opening 8+ opening	1x 1.5x 2x 2.5x 3x	$\frac{\text{perimeter of front frame} \times 4}{144}$ 3 sq. ft. min.
Radius Front Frames	2x	3 sq. ft. min.
Plywood/Solid Wood Parts (sides, toe boards, backs, shelves, top and bottoms)	1x	actual sq. footage ÷ 2
8 foot lineal mouldings (face only)	1x	2 sq. ft.
8 foot lineal mouldings (face and back)	2x	5 sq. ft.
Assembled mouldings	2x	5 sq. ft.
Wine Racks – standard*	3x	actual sq. footage
Plate rack holders	2x	actual sq. footage
Conestoga entry level range hoods 30", 36"	3x	6 sq. ft.
Valances, fillers, fluted fillers (finished on face and sides only)	1x	actual sq. footage
Plywood panels (1/8", 1/4", 3/4")	1x	actual sq. footage ÷ 2
Spindles, knee brackets, cleats, all other accent pieces	1x	1 sq. ft.
Table legs	3x	3 sq. ft.

* Lattice wine racks are finished on the face and profiles only, a 25% upcharge will be incurred to finish the back.
Pin holes on the back of lattice wine racks will not be puttied.

Custom/Cabinet Systems Finish Offering

Finish and Specie Availability			
Finish Availability	Custom Front Frames	Cabinet Systems	Endskins/Veneers
Stain/Stain & glaze/Truetones	yes	yes	yes
Colourtone finish w/no glaze	yes	yes	yes
Colourtone w/glaze	yes	no	yes
Chesapeake w/Caramel, Crystal White w/Chai, Crystal White w/Coffee, Crystal White w/Oyster, Crystal White w/Pewter, Frosty White w/Chai, Frosty White w/Coffee	yes – Colourtone w/hand wiped glaze	yes – Tinted Colourtone	yes – Colourtone w/hand wiped glaze
Primer only	yes	yes	yes
Wear sanding/Antiquing	no	no	no
Distressing level 1, 2 & 3	yes	yes	no
Heirloom/Brushed glaze	yes	no	yes
Specie Availability w/Colourtones	Custom Front Frames	Cabinet Systems	Endskins/Veneers
Cherry	yes	yes	yes
Hard Maple	yes	yes	yes
Soft Maple	no*	yes	no
Red Oak (w/Colourtones)	yes	yes	yes
Red Oak (w/Colourtones & glazes)	yes	no	yes
Specie Availability w/Prism Paints	Custom Front Frames	Cabinet Systems	Endskins/Veneers
Hard Maple	yes	yes	yes
Soft Maple	yes	yes	yes

*Soft Maple front frames are not available in Colourtone finishes on Cabinet Systems orders when the pre-fit or beaded option is selected.



Stain/Glaze Sample Kits

Cherry	Maple, Hard	Maple, Soft
Stain/Glaze Autumn Autumn/Brown Bordeaux Bordeaux/Sable Chestnut Chestnut/Sable Colonial Colonial/Sable Cordovan Cordovan/Sable Driftwood Espresso Ginger Harvest Gold Harvest Gold/Sable Honey Honey/Brown Honey/Sable Natural Nutmeg Washington Cherry Washington Cherry/Sable	Stain/Glaze Autumn Autumn/Brown Bordeaux Bordeaux/Sable Chestnut Colonial Colonial/Sable Driftwood Driftwood/Brown Espresso Espresso/Sable Ginger Ginger/Brown Harvest Gold Harvest Gold/Brown Honey Honey/Sable Natural Natural/Caramel Nutmeg Nutmeg/Brown Washington Cherry	Stain/Glaze Autumn Autumn/Brown Bordeaux Chestnut Chestnut/Sable Colonial Cordovan Driftwood Espresso Ginger Ginger/Brown Harvest Gold Harvest Gold/Brown Harvest Gold/Caramel Honey Honey/Brown Natural Natural/Caramel Nutmeg Nutmeg/Brown
Oak, Red	Popular Finishes	Truetones
Stain/Glaze Autumn Autumn/Brown Bordeaux Bordeaux/Sable Chestnut Chestnut/Brown Colonial Cordovan Driftwood Espresso Espresso/Sable Ginger Harvest Gold Harvest Gold/Brown Honey Honey/Sable Natural Natural/Caramel Nutmeg Washington Cherry	Hard Maple Chestnut Colonial/Sable Crystal White Crystal White/Coffee Designer White Espresso Frosty White Frosty White/Chai Ginger Harvest Gold/Brown Natural Cherry Cordovan Cordovan/Sable Espresso Harvest Gold Honey Honey/Sable Natural Washington Cherry Red Oak Natural	Cherry Butter Rum Butter Rum/Brown English Toffee English Toffee/Brown Sienna Sienna/Brown Hard Maple Butter Rum Butter Rum/Brown Butter Rum/Oyster English Toffee English Toffee/Brown English Toffee/Oyster Sienna Sienna/Caramel Red Oak Butter Rum English Toffee English Toffee/Brown Sienna White Birch Butter Rum English Toffee Sienna

Pricing per kit: Wiping stain, Truetone and Colourtone kits \$45 net

Specifications: Swatch size 4-1/4" x 6-1/8"

Swatch has G-012 groove on face. Each swatch individually labeled and dated.

Kits are packed in a labeled file box, reducing the need to remove individual swatches for identification; this limits the exposure to light that accelerates color change.

Larger Swatch Size

Individual Conestoga Recommended and Not Recommended finishes are available on a 6-1/8" x 14" chip for \$10 net. Not available with Prism Paint program.



Duraguard System Overview

- Duraguard is a complete finishing material program designed to make it easy to match Conestoga's pre-finished products, in which all the base stains, Colourtones, glazes, sealers and topcoats work together to create a lasting finish.
- Duraguard provides raw finishing materials, step by step instructions, access to our in-house finishing professionals and support products such as touch up kits.

Duraguard System Features

- Access to all of Conestoga's topcoats, sealers, stains, glazes and other raw materials.
- Step-by-step instructions mailed with every quart and gallon of finishing material detailing how to mix raw materials, sand the wood, apply the finish and spray the sealer and topcoat.
- Access to our Finishing Department at (717) 445-3252 every working day, from 7:00 a.m. to 3:30 p.m. (EST). We are dedicated to answering any finishing questions our customers may have.
- Inexpensive touch up kits are available; these kits are used to hide scratches or blemishes incurred in our customers' shop. Our customers will find these kits also make a great gift for their satisfied customers.

Duraguard System Disclaimers

- Conestoga's finishes are industrial in nature, unlike finishes purchased at a retail store. Although they are of higher quality than most stains, Conestoga's finishes are also more combustible, more volatile and require a greater level of expertise to apply.
- Due to the complexities involved with any finishing process, Conestoga will not be liable for any damages or injuries resulting from the use of this product, even if every precaution is taken by the customer. Conestoga's liability is limited to the original purchase price of the finishing material.
- In order to best match any Duraguard stain color, it is important to follow the processes outlined in our instruction documents. These instructions are found in the Solid Wood Finishing Program section of the Custom Products manual. If the proper steps are not followed, the finished product may not match the finished doors that were purchased from Conestoga. However, please bear in mind that following these procedures will not always guarantee an exact match.
- Due to the many variables involved in any finishing process, Conestoga assumes no responsibility if products finished by the customer using the Duraguard system do not produce an exact match to prefinished products purchased from Conestoga.
- The Duraguard Finishing System is scientifically designed so that each of the materials, from base stain to topcoat, work with one another, thereby providing a beautiful protective finish for our customer's wood products. Finishing products not sold by Conestoga may react unfavorably to the Duraguard finishing materials causing poor topcoat adhesion, discoloration or other problems.



Duraguard Packaged Finish Pricing

Duraguard Packaged Finish Pricing			
Product	Quart	Gallon	5 Gallon additional lead-time required
Alpine Wiping Stain	\$21.25	\$62.50	\$190.50
Autumn Wiping Stain	18.75	52.50	160.00
Bordeaux Wiping Stain	24.25	73.00	222.00
Chestnut Wiping Stain	18.75	52.50	160.00
Colonial Wiping Stain	18.75	52.50	160.00
Cordovan Wiping Stain	31.25	102.75	311.25
Driftwood Wiping Stain	18.75	52.50	160.00
Espresso Wiping Stain	24.25	73.00	222.00
Ginger Wiping Stain	18.75	52.50	160.00
Harvest Gold Wiping Stain	18.75	52.50	160.00
Honey Wiping Stain	18.75	52.50	160.00
Nutmeg Wiping Stain	18.75	52.50	160.00
Washington Cherry Wiping Stain	18.75	52.50	160.00
All Truetones – Butter Rum, English Toffee and Sienna	24.25	73.00	222.00
Primer (catalyst sold separately)	-	78.00	319.00
All Colourtones – Antique White, Chesapeake, Classic Burgundy, Creamy Butter, Crystal White, Designer White, Ebony, Frosty White, Sage, Sandstone and Slate Blue (5008 catalyst not included)	-	62.00	186.00
Brown Glaze	21.75	66.50	202.50
Caramel Glaze	21.75	66.50	202.50
Chai Glaze	21.75	66.50	202.50
Coffee Glaze	21.75	66.50	202.50
Oyster Glaze	21.75	66.50	202.50
Pewter Glaze	25.25	81.00	246.00
Sable Glaze	21.75	66.50	202.50
White Glaze	25.25	81.00	246.00
Prism Paints pastels	-	120.00	460.00
Prism Paints deep tones/energetic brights	-	142.00	575.00
Sealer (5008 catalyst not included)	-	-	151.50
15° Conversion Varnish Topcoat (5008 catalyst not included)	-	-	185.50
40° Conversion Varnish Topcoat (5008 catalyst not included)	-	-	164.50
Catalyst 494 (used with primer material only)	29.00	63.00	244.00
Catalyst 5008 (used with Colourtone, sealer and topcoats)	-	40.50	-
Catalyst V66V21 (used with Prism Paints)	34.00	67.00	-
Duraguard sanding sponges	\$25.00 pack of 10 sponges		

Standard lead-time for stain is 3 days for quantities of 5 gallons or less of the same material. Lead-time for order quantities over 5 gallons of any single stain, glaze, catalyst, topcoat or sealer is 8 working days and can only be shipped by common carrier.

Custom wiping stain match materials and Prism Paints are mixed on a per-order basis and cannot be expedited.

Touch up kits include a stain marker and fill stick and are available for each of our wiping stains, Truetones and glazes: \$7.50 net each. Colourtones and Prism Paints are available at \$12.95 net each.

For additional information on pricing and application instructions refer to the Solid Wood Finishing Program section of the Custom Product Manual.

Legal Disclaimers

- Conestoga's Duraguard finishes are industrial in nature, unlike stains purchased at a retail store. Although Duraguard offers a higher quality finish than most stains, it also is more combustible, more volatile and requires a higher level of expertise to apply. Due to the complexities involved with any finishing process, Conestoga will not be liable for any damages or injury resulting from the use of this product, even when the customer has taken precautions. Conestoga's liability is limited to the original purchase price of the finishing material.
- In order to best match any Duraguard stain color, it is important to follow the processes outlined on the previous pages. If these steps are not followed, your finished product may not match the products purchased from Conestoga. However, please bear in mind that following these procedures will not always guarantee an exact match. Due to the many variables involved in any finishing process, Conestoga assumes no responsibility if products that are finished by the customer using the Duraguard system are not an exact match to the finished products sold by Conestoga.

Important Note: All drying times mentioned in this document are to be used as guidelines only. The actual drying time will vary according to the climate in which the finish is applied.

- The Duraguard finish system is scientifically designed so that each of the materials, from base stain to topcoat, work with one another, thereby providing a beautiful protective finish for your wood products. Finish materials not sold by Conestoga may react unfavorably with Duraguard finishing materials causing poor topcoat adhesion, discoloration or other problems.
- Color variation can occur on separately ordered jobs. Conestoga cannot guarantee color matches on material ordered at different times. Length of time between orders may also be a factor affecting color variation. Environmental factors where existing material is stored or installed may affect finished products to the degree of causing an appearance different to that of a newly finished product. To better ensure consistency of appearance, Conestoga recommends against placing partial orders.

Health and Safety information

- Refer to MSDS for health and safety information. Log on to www.conestogawood.com/MSDS for 24 hour access to MSDS information and VOC reports or call 717-445-3252 to order a MSDS booklet.

Care and Cleaning of Fine Kitchen Cabinetry

- The Duraguard topcoat offers the utmost protection for kitchen cabinet applications. Duraguard topcoats provide superior chemical and common kitchen stain resistance while maintaining color and sheen.
- Duraguard topcoat requires minimal care and cleaning. We recommend periodic cleaning with a mild detergent and water solution to remove dirt, dust and grease that buildup with routine usage. Dampen a soft, non-abrasive cloth and wipe entire exterior surface of cabinetry and dry with a soft cloth. Never use a wet cloth that allows water to run down the cabinetry and always dry cabinetry immediately if water is spilled onto the surface.
- Care should be taken not to use abrasive cleansers, ammonia or any other type of harsh chemical. These cleaning agents may cause discoloration, scratching, marring, and dulling of the finish. We also discourage use of furniture polishes and waxes on finished cabinetry. Furniture polishes alter the original sheen level and may leave a film on the surface that attracts dust and dirt. These polishes may also cause an irregular or blotchy appearance because they are unable to stand up to many common kitchen stains.